

# Online Digital Banking

## First-Time Log-In Instructions

### Current Users

**1.**

**RUSSELL COUNTRY**  
FEDERAL CREDIT UNION

Username

Forgot?

First time user? Enroll now.

Continue

Go to <https://www.my.russellcountryfcu.org>  
Enter your current user name

**2.**

**RUSSELL COUNTRY**  
FEDERAL CREDIT UNION

Username  Switch

Enter your password

Forgot?

Sign In

Enter your current user Password

**3.**

**Protect your account with 2-step verification**

Each time you sign into your account on an unrecognized device, we require your password and a verification code. Never share your code with anyone.

Add an extra layer of security  
Enter your password and a unique verification code.

Keep the bad people out  
Even if someone else gets your password, it won't be enough to sign into your account.

Get started

Read "Protect your account with 2-Step verification" and Click "Get Started"

**4.**

**Choose a verification method to set up**

**Voice or text message**  
Verification codes are sent to your phone. Message and data rates may apply.

**Authenticator app**  
Using a different authenticator app? We support any authenticator app using either QR code scan or manual code entry.

**FIDO security key**  
Use your security key to sign in securely anytime you sign in from a new computer or device.

Choose a verification method

**5.**

**Let's set up your phone**

Provide a phone number that we have on file. Or sign in this number will be used to contact you with a unique verification code to confirm it's you. Message and data rates may apply.

Country  Phone

USA/Canada

Next

Provide a phone number you have on file with Russell Country FCU.  
Click Next.

**6.**

**How do you want to get your codes?**

We will send a one-time code to the phone number you provided. It will be valid for 10 minutes.

Text message (SMS program)  
Message and data rates may apply. Help with help and STOP to opt out. SMS service. Privacy policy

Phone call  
4800-789-7831

Send code

Choose how you want to receive your one-time security code  
Click "Send Code".

**7.**

**Confirm phone number**

We will be sending you a text message shortly at +1\*\*\*\*\*7831 with your verification code. This code will expire after 5 minutes.

Verification code

Verify

Resend Code

Put in the Confirmation code you received, where indicated, and Click "Verify"

**8.**

**You're all set!**

From now on, you can use the code delivered to this phone number from a text message when prompted to verify.

Done

You're all set! Click "Done"

**9.**

**End User License agreement (EULA)**

**TERMS & CONDITIONS**

This is your 90-day agreement with Russell Country Federal Credit Union. You may cancel the full banking services offered by Russell Country Federal Credit Union to make payments from your account, including accounts for "Planner" you created in accordance with this agreement. The terms and conditions of this agreement are in addition to the account agreement, disclosures and other documents that have been sent before opening your account (The Account Rules).

"You" or "Your" means each person who authorized to use the service. "Parent" means anyone, including the credit union, who designate and the credit union accepts as a "Parent".

**AVAILABLE FINES**

You agree to have available and collected funds on-report in the account you designate in amounts sufficient to pay for all payments requested, as well as, any other payment obligations you have to the credit union.

\*The Credit Union reserves the right, without liability, to report or reverse all payments that fail to comply with the above requirement or any other term of this agreement.

\*\*If you do not have sufficient funds in the account and the Credit Union has not exercised its right to reverse or reject a debit payment, you agree to cover for such payment obligations on.

Read the "End User License Agreement" and agree to the terms by clicking "Accept"

Welcome To Russell Country's Digital Banking!

# Mobile Digital Banking


## First-Time Log-In Instructions

### Current Users



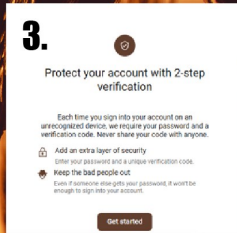
**1.**

From the Google Playstore or Apple App Store, download the Russell Country FCU mobile app



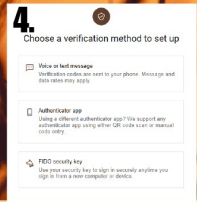
**2.**

Enter your current username and password



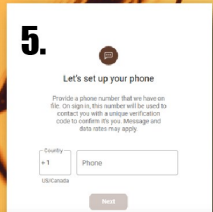
**3.**

Read "Protect your account with 2-Step verification" and Click "Get Started"



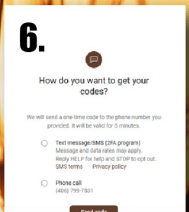
**4.**

Choose a verification method



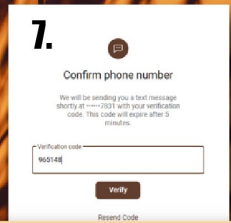
**5.**

Provide a phone number you have on file with Russell Country FCU. Click Next.



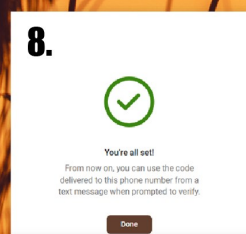
**6.**

Choose how you want to receive your one-time security code. Click "Send Code".




**7.**

Put in the Confirmation code you received, where indicated, and Click "Verify"




**8.**

You're all set! Click "Done"



**9.**

Read the "End User License Agreement" and agree to the terms by clicking "Accept"



**10.**

Create a 4 digit passcode and re-enter to confirm.

**Welcome To Russell Country's Digital Banking!**